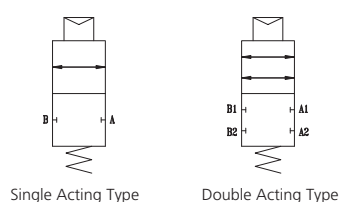


Lock-up Valves YT-400 / YT-405 / YT-430 / YT-435

Design features

- **Compact size.** No bracket is required.
- **Optimal sensitivity.** Detects small variation of the pressure - below 0.01 MPa.
- **Differential Pressure .** Differential Pressure of more than 1 bar is required when setting.

Symbol



YT-400S

YT-405D

YT-430S

YT-435D



Product Code

YT-400 - S - P - 1

Model

YT-400 = Aluminum 1/4"
YT-405 = Stainless Steel 1/4"
YT-430 = Aluminum 3/8"
YT-435 = Stainless Steel 3/8"

Acting Type

S = Single
D = Double

Connection Type (YT-405/430/435 are only available in NPT connection)

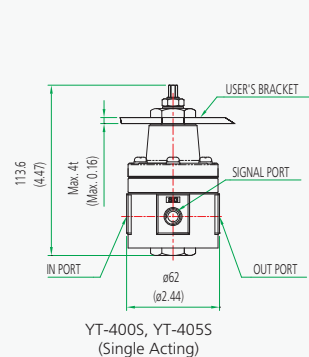
P = PT
N = NPT

Operating Temp.

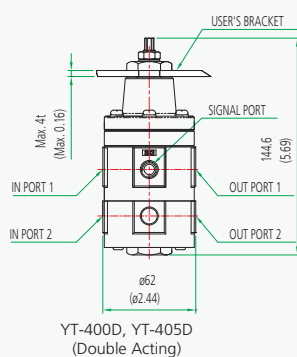
1 = -20 to 70 °C
2 = -20 to 120 °C
3 = -40 to 70 °C

Item Type		YT-400	YT-405	YT-430	YT-435
Signal Pressure		0.14 to 0.7 MPa (1.4 to 7 bar)			
Max. Supply Pressure		Max. 1 MPa (10 bar)			
Lock-Up Pressure		Max. 0.7 MPa (7 bar)			
Differential Pressure		Below 0.01 MPa (0.1 bar)			
Operating Temp.		-20 to 70 °C (-4 to 158 °F) (Standard type)			
Flow Capacity (Cv)		0.9		1.8	
Air Connection		PT (NPT) 1/4	NPT 1/4	NPT 3/8	
Signal Connection		PT (NPT) 1/4	NPT 1/4	NPT 1/4	
Material		Aluminium Diecasting	Stainless Steel 316	Aluminium Diecasting	Stainless Steel 316
Weight	Single	0.45 kg (1.0 lb)	1.3 kg (2.2 lb)	1.3 kg (2.2 lb)	3.3 kg (7.3 lb)
	Double	0.7 kg (1.5 lb)	1.5 kg (3.3 lb)	2.3 kg (5.1 lb)	5.8 kg (12.8 lb)

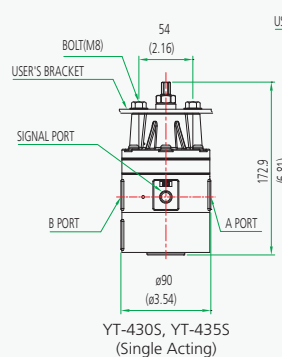
Dimensions: mm (Inches ")



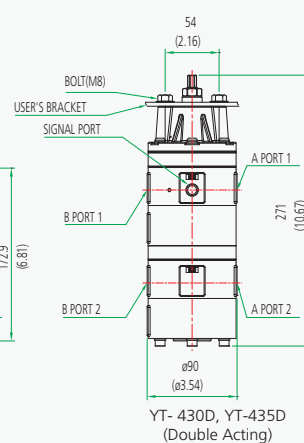
YT-400S/405S



YT-400D/405D



YT-430S/435S



YT-430D/435D